

AS Double Density (ASDD) Series Connectors



Next Generation Connector - high density and high performance 5 shell sizes

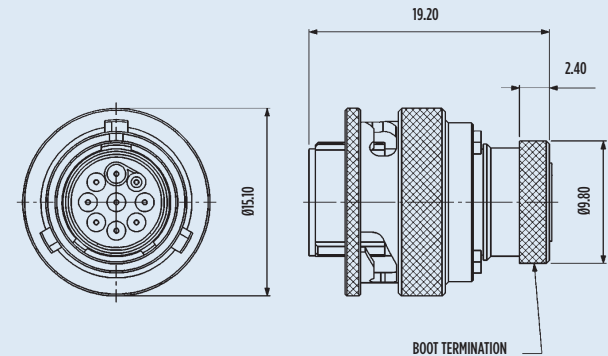
- Allows for a saving of 2 shell sizes relative to regular Autosport planforms
- Very lightweight
- Almost double the number of contacts compared with the regular Autosport range equivalent shell size
- Integral screen

Built to Withstand Harsh Environments

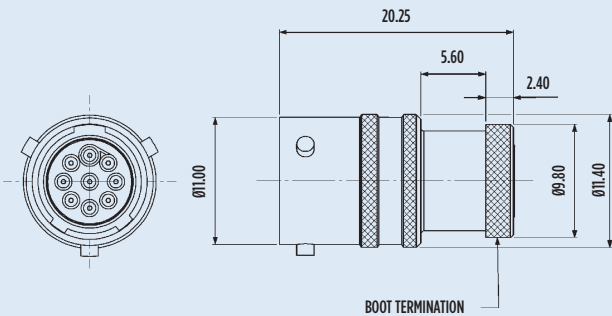
- Conductive black zinc finish
- Interfacial wire sealing
- Bonded and sealed insert to prevent moisture ingress

With the exception of the 9-Way, the ASDD range of connectors uses standard AS metalwork, for the individual dimensions please refer to AS Series section on page 24 & 25.

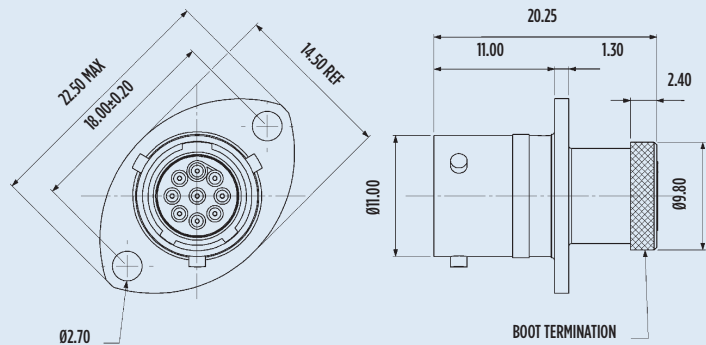
9-WAY ONLY
PLUG - TYPE 6



INLINE RECEPTACLE - TYPE 1



RECEPTACLE - TYPE 0



All dimensions are in mm unless otherwise stated.

GENERAL SPECIFICATION

Connector	Contact Size	Shell Size	Max. Current (amps)	Durability (cycles of engagement & disengagement)	Dielectric Withstanding Voltage (VAC)	No. of Keyway Orientations	Wire Sealing (mm)		Temperature (° C)*	
							Min	Max	Min	Max
9-Way	24	6	3	500	750	6	0.56	1.02	-55	+170
8-11		8				3				
10-23		10				6				
12-41		12								
14-64		14								

* The upper limit is the maximum internal hot-spot temperature resulting from the combination of the ambient temperature and heating due to current.

** Current leakage less than 2 milliamps at (VAC)

CONTACTS & TOOLING PART NUMBERS

Connector	Socket	Pin	PCB Socket	PCB Pin	Ins/Ext Tool	Socket Positioner	Pin Positioner
9-Way	605704	605705-31	610008	610006-31	605837	605840	605839
8-11	605721	605719-31	PCB versions are ordered with AS2 prefixes and come with contacts.			610287	610286
10-23							
12-41							
14-64							

ORDERING INFORMATION

ASDD

* ** - ** *

* - ***

Range Ref:

Style:

0 = 2-hole flange receptacle

1 = Inline receptacle

2 = 2 hole flange receptacle with PCB contacts

6 = Free plug

Shell Size:

06, 08, 10, 12, 14

Contact Arrangement:

09, 11, 23, 41, 64

Insert Type:

P = Pin

S = Socket

Shell Keyways:

N = Red (standard)

A = Yellow

D = Green

B = Blue

C = Orange

E = Grey

U = Violet

Modification Code:

Please note: The size 8 shell is only available in keyways A, D and N and only the 9 way is available as Keyway E.

ACCESSORIES PART NUMBERS

For information on boots and nut plates please refer to AS series on page 46-47 or contact the sales office for further information.